

Student's Name \_\_\_\_\_

Teacher's # \_\_\_\_\_ Branch \_\_\_\_\_

Score: \_\_\_\_\_ (Check one): *passed* \_\_\_\_\_ *needs more study* \_\_\_\_\_

**Total Perfect Score = 100 Passing Score = 70 (70%) Convention Eligibility = 80 (80%)**

**Keyboard**  
**4**

# Certificate of Merit



## Musical Knowledge Examination

**Keyboard: Level 4**


**2005 Edition**

1. Name each Major key signature. (6 points)



\_\_\_\_\_

2. Name each minor key signature. (6 points)




\_\_\_\_\_

3. Fill in these answers. (2 points)


- a. E Major is the Parallel Major key for \_\_\_\_\_ minor.
- b. B $\flat$  Major is the Relative Major key for \_\_\_\_\_ minor.

4. Add the sharps (#) and flats (b) to form the following scales. (5 points)

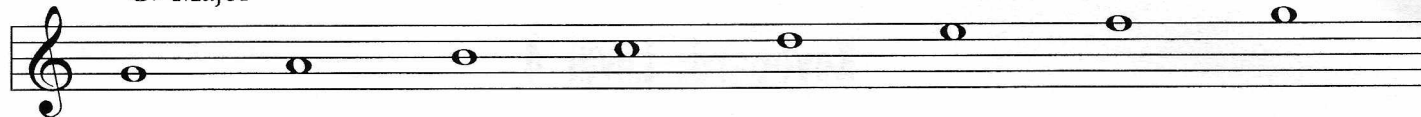
E Major




D minor, harmonic form




G $\flat$  Major



A Major



B minor, natural form



5. Name these intervals (for example: P4, M3, m6, etc). (7 points)

\_\_\_\_\_

6. Name the root of each triad. Tell whether each is Major, minor, or diminished. Tell if it is in root position (R), 1st inversion (1st), or 2nd inversion (2nd). The first is done for you. (7 points)

C Major 1st  
(example)

\_\_\_\_\_

\_\_\_\_\_

7. Following the example, draw the Major, minor and diminished triads. (3 points)

F Major F minor F dim.  
(example)

A Major A minor A dim.

8. Label these triads with Roman numerals. The first one is given. (4 points)

I \_\_\_\_\_

9. Write the Roman numerals for the following scale degrees in a Major scale. (I, iii, V, etc.) (5 points)

Dominant \_\_\_\_\_ Mediant \_\_\_\_\_ Subdominant \_\_\_\_\_ Tonic \_\_\_\_\_ Submediant \_\_\_\_\_

10. Write the Primary triads for the following keys. (6 points)

A Major

I IV V

E minor

i iv V

11. Match these cadences with their names. (3 points)

a. G Major

\_\_\_ Authentic (V-I)

b. C Major

\_\_\_ Half (I-V)

c. F Major

\_\_\_ Plagal (IV-I)

12. Write the dominant 7th chord (V7) for each key. The first one is done for you. (3 points)

Key of G Major      Key of B $\flat$  Major      Key of D Major      Key of A Major

(example)

13. Add four bar lines to this rhythm example. (3 points)



14. Write in the counts for this rhythm (1 2 3 4, or 1 + 2 + 3 + 4 +, etc.). (3 points)



15. Match these terms with the meaning. (7 points)

- a. molto leggiero          \_\_\_ musical idea
- b. subito                     \_\_\_ expressively
- c. tre corde                 \_\_\_ very fast
- d. presto                    \_\_\_ play very lightly
- e. dolce                      \_\_\_ suddenly
- f. motif                      \_\_\_ release soft pedal
- g. espressivo                \_\_\_ sweetly

16. Define these terms. (4 points)

arpeggio \_\_\_\_\_

contabile \_\_\_\_\_

adagio \_\_\_\_\_

allegretto \_\_\_\_\_

17. Put these periods of music history into the correct order. (1 point)

Romantic          Baroque          Contemporary          Classical

1. \_\_\_\_\_ 2. \_\_\_\_\_ 3. \_\_\_\_\_ 4. \_\_\_\_\_

18. The music above is a short excerpt from a piece by Burgmüller. It is in the key of G Major. Name the four boxed chords. Give the Roman numeral for each chord. (4 points)

(Example: F Major I)

Chord 1. \_\_\_\_\_  
 Chord 2. \_\_\_\_\_  
 Chord 3. \_\_\_\_\_  
 Chord 4. \_\_\_\_\_

19. Are the four chords in question 18 primary triads? (1 point) \_\_\_\_\_ yes  
 \_\_\_\_\_ no

20. What term best describes the pattern of notes under the bracket in this musical excerpt? Check (✓) your answer. (1 point)

\_\_\_\_\_ repetition  
 \_\_\_\_\_ imitation  
 \_\_\_\_\_ sequence  
 \_\_\_\_\_ transposition

21. Identify the circled intervals (P5, m3, M7, etc). (4 points)

a. \_\_\_\_\_  
 b. \_\_\_\_\_  
 c. \_\_\_\_\_  
 d. \_\_\_\_\_

Example 1

Musical notation for Example 1, showing two phrases in 6/8 time with a key signature of one flat. The first phrase consists of two measures, and the second phrase consists of two measures. The melody is in the treble clef, and the bass line is in the bass clef. The first phrase ends with a half note G, and the second phrase ends with a half note G.

Example 2

Musical notation for Example 2, showing two phrases in 6/8 time with a key signature of three sharps. The first phrase consists of two measures, and the second phrase consists of two measures. The melody is in the treble clef, and the bass line is in the bass clef. The first phrase ends with a half note G, and the second phrase ends with a half note G.

Example 3

Musical notation for Example 3, showing two phrases in 4/4 time with a key signature of three sharps. The first phrase consists of two measures, and the second phrase consists of two measures. The melody is in the treble clef, and the bass line is in the bass clef. The first phrase ends with a half note G, and the second phrase ends with a half note G.

22. Study each musical example above. Choose the description that best defines each excerpt. (3 points)

Parallel keys - the phrases are written in parallel Major and minor keys. Example \_\_\_\_

Relative keys - the phrases are written in relative minor and Major keys. Example \_\_\_\_

Transposition - the second phrase has been transposed to a different key. Example \_\_\_\_

## EAR TRAINING EVALUATION

This is your Level 4 ear training evaluation. Listen to each question and its musical example. Mark (or circle) your answer. Each example will be played two times. (12 points)

1. Recognition of Major or minor in a four-measure phrase.

Ex. 1 Major \_\_\_\_\_ minor \_\_\_\_\_

Ex. 2 Major \_\_\_\_\_ minor \_\_\_\_\_

2. Recognition of tempo.

Presto \_\_\_\_\_ Andantino \_\_\_\_\_

3. Recognition of Major or minor triads.

Ex. 1 Major \_\_\_\_\_ minor \_\_\_\_\_

Ex. 2 Major \_\_\_\_\_ minor \_\_\_\_\_

Ex. 3 Major \_\_\_\_\_ minor \_\_\_\_\_

4. Recognition of Major and Perfect intervals.

Ex. 1 Perfect 5th \_\_\_\_\_ Major 6th \_\_\_\_\_

Ex. 2 Major 3rd \_\_\_\_\_ Major 2nd \_\_\_\_\_

Ex. 3 Perfect 4th \_\_\_\_\_ Major 7th \_\_\_\_\_

5. Recognition of meter in a four-measure phrase.

Ex. 1  $\frac{2}{4}$  time \_\_\_\_\_  $\frac{3}{4}$  time \_\_\_\_\_

Ex. 2  $\frac{2}{4}$  time \_\_\_\_\_  $\frac{3}{4}$  time \_\_\_\_\_

6. Recognition of compositional techniques.

Sequence \_\_\_\_\_ Repetition \_\_\_\_\_